

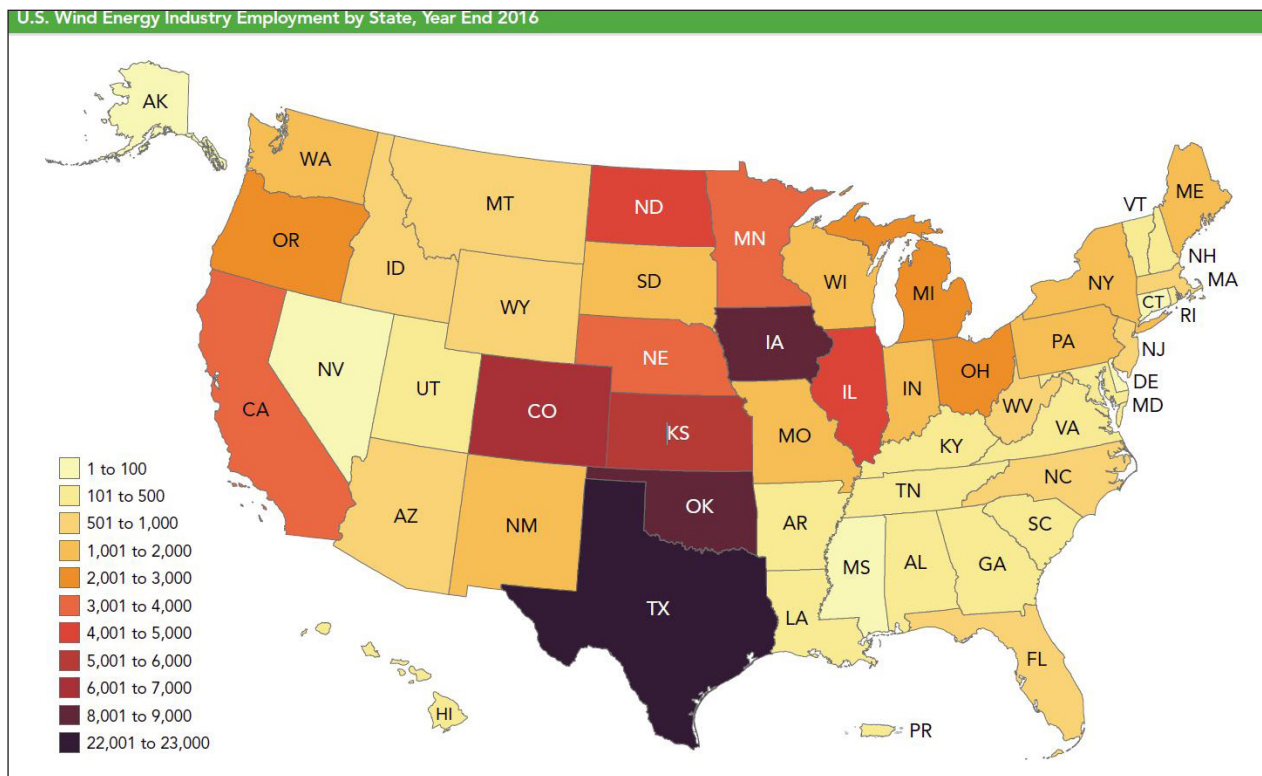
U.S. WIND INDUSTRY 2016 ANNUAL MARKET UPDATE



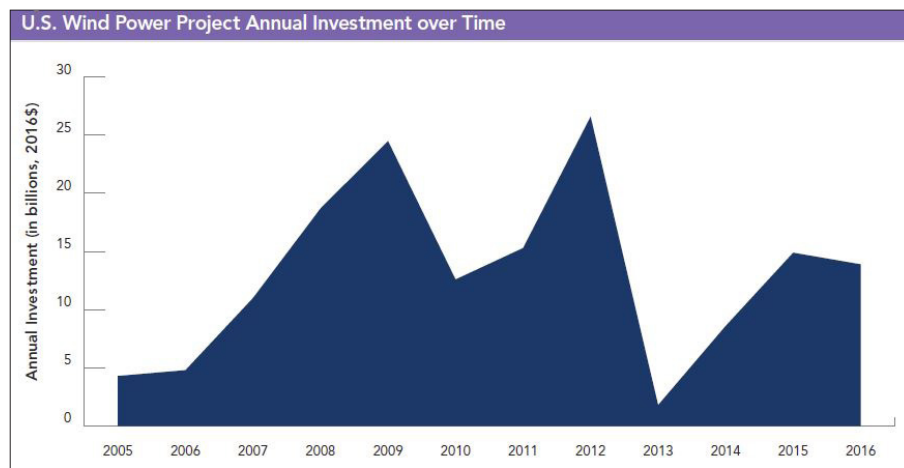
Economic Benefits of U.S. Wind Energy

- For the first time in history, there are more than 100,000 Americans employed in the U.S. wind energy industry. Wind power added jobs 9 times faster than the overall economy in 2016.
- In 2016, the industry supported 102,500 full-time equivalent (FTE) jobs directly associated with wind energy project planning, siting, development, construction, manufacturing and supply chain, and operations.
- Strong wind construction activity throughout the year, combined with a strengthened manufacturing sector and a growing need for personnel to operate and maintain more than 52,000 wind turbines, allowed U.S. wind energy jobs to grow more than 16% over 2015 levels.
- Nearly 15,000 U.S. wind jobs were added in 2016. In addition, wind turbine technician is America's fastest growing job, according to the Bureau of Labor Statistics (BLS).
- Texas leads the nation with over 22,000 employed in the wind industry.
- Oklahoma has more than 8,000 workers in the industry. Iowa, Colorado, Kansas, North Dakota, Illinois, Minnesota, California, and Nebraska make up the balance of the top 10 states for wind industry employment.

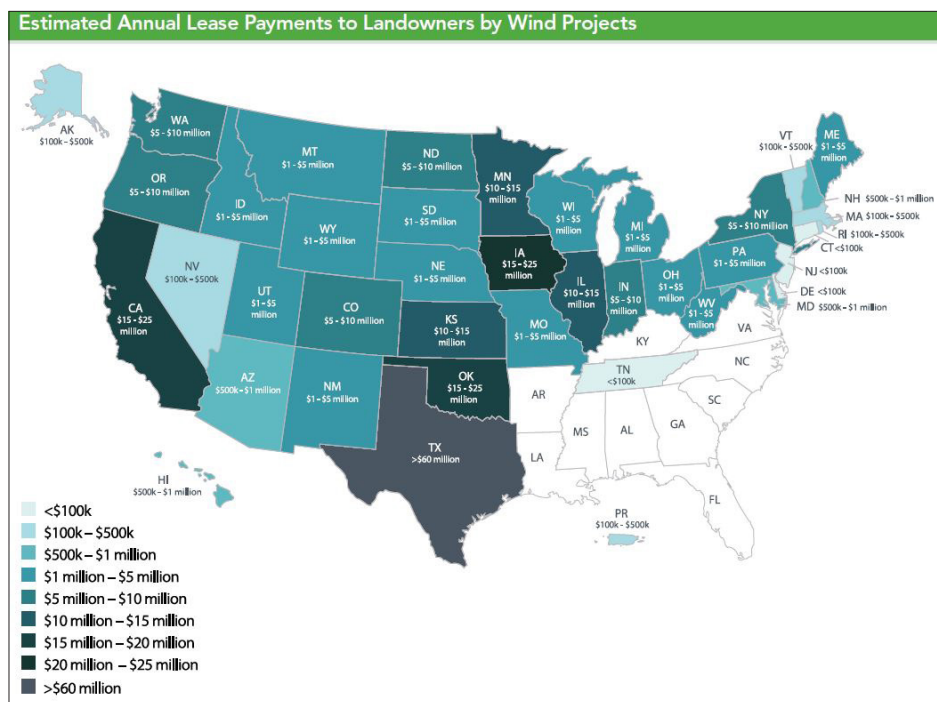
U.S. Wind Energy Industry Employment by State, Year End 2016



- The U.S. wind energy industry invested over \$14.1 billion in new wind energy projects in 2016. Over the last decade, the industry has invested an average of over \$14 billion annually.
- The \$14.1 billion invested in wind projects in 2016 is greater than the annual revenue most recently reported by the National Football League (NFL).



- Wind energy investment also benefits rural communities. More than 99% of wind power capacity is located in rural areas, with 71% located in low-income counties.
- Total installed capacity in low-income counties translates to \$175 million in annual landowner lease payments and more than \$111 billion in wind power project investment through the end of 2016.



- Wind projects deliver more than \$245 million annually in landowner lease payments to local farmers and ranchers.
- Landowners in seven states currently receive annual lease payments in excess of \$10 million, while 27 states see landowner payments above \$1 million.
- Additional local economic benefits include property tax payments, payments in lieu of taxes, and increased local spending and economic development.

For more information:

www.awea.org/amr2016

www.awea.org/database

